

Lesson 64

Materials:

- ❖ Plastic cups (non-transparent)
- ❖ Permanent or dry-erase marker
- ❖ One small object that will fit under a cup
- ❖ Preposition Memory Game
- ❖ *Hello, Hometown Heroes*, by Toni Armier
- ❖ Worksheets 64, 64a, 64b
- ❖ Shoebox
- ❖ Play dough
- ❖ Nine bean bags
- ❖ Painter's tape
- ❖ Index cards
- ❖ Community Helper puzzles

Daily Opening Routine:

- ❖ Continue routine activities.
- ❖ Have the child sing the song "9-1-1," sung to the tune of "Frere Jacques."
 - There's a break-in! There's a break-in!
 - 9-1-1! 9-1-1!
 - Call the police department! Call the police department!
 - 9-1-1! 9-1-1!
 - There's a fire! There's a fire!
 - 9-1-1! 9-1-1!
 - Call the fire department! Call the fire department!
 - 9-1-1! 9-1-1!
 - There's an injury! There's an injury!
 - 9-1-1! 9-1-1!
 - Call the paramedic! Call the paramedic!
 - 9-1-1! 9-1-1!
- ❖ Have the child sing other songs from the unit.

Language Arts/Social Studies:

- ❖ Worksheet 64: Have the child make community helper puzzles.
 - Help the child cut apart each puzzle on the dashed lines.
 - Mix up the puzzle pieces.
 - Have the child match each community helper with his equipment and complete each puzzle.
 - ◆ Have the child identify each community helper.
 - ◆ Have the child identify the equipment used by each helper.
 - Have the child complete all of the puzzles from the unit.
- ❖ Worksheet 64a: Help the child cut out the pages of the community helpers book. Read the book together. Discuss the tools used by each community helper and how they help others.
- ❖ Read *Hello, Hometown Heroes*.
 - Discuss the heroes and the jobs they do.
 - ◆ mail carrier
 - ◆ sanitation workers
 - ◆ police officer
 - ◆ paramedics
 - ◆ doctors
 - ◆ nurses
 - ◆ farmer
 - ◆ firefighter
 - ◆ veterinarian
 - ◆ construction workers
 - ◆ teacher
 - Ask your child, "How can you be a hero and help others?"
- ❖ Have the child pantomime a community helper doing his job. Guess which helper the child is describing.


- ❖ Have the child play Preposition Memory.
 - Lay two sets of game cards face down in even rows.
 - Player one turns over two cards.
 - Have the player identify the position of the panda in relation to the box and say the preposition.
 - If the cards match, set them aside.
 - If the cards do not match, put them back face down.
 - The next player does the same.
 - When all of the cards have been matched, count to see which player has more matches.
- ✧ Variation: Use a community helper puppet and a shoebox to demonstrate prepositions.

Math:

- ❖ Play Number Search.
 - Write a numeral on a non-transparent plastic cup: 1, 2, 3, 4, 5.
 - While your child covers his eyes, hide an object under one of the cups.
 - Have him search for the object by calling out a number on a cup.
 - Continue playing until he finds the hidden object.
- ✧ Challenge:
 - ✦ Use ten cups and write the numerals 1-10 on the cups.
 - ✦ Use ten cups and write the number words one through ten on the cups.
- ❖ Have the child make shapes using play dough. Have him arrange the shapes and colors together to create a pattern or design.
- ❖ Worksheet 64b, part A: Have the child continue the pattern.
 - Have him say the pattern aloud and then say the next object in the pattern.
 - Have him cut out the picture and glue it at the end of the correct row.
- ✧ Challenge: Have him name a community helper who would use the objects.
- ❖ Worksheet 64b, part B: Have the child identify each shape, read the color word, and then color the shape.




Physical Education/Math:

- ❖ Play tic-tac-toe with bean bags.
 - Use painter's tape to draw the tic-tac-toe board on the floor. Draw each shape on an index card, and place the shape pictures in a three-by-three grouping.





circle	trapezoid	oval
triangle	cross	square
star	heart	rectangle

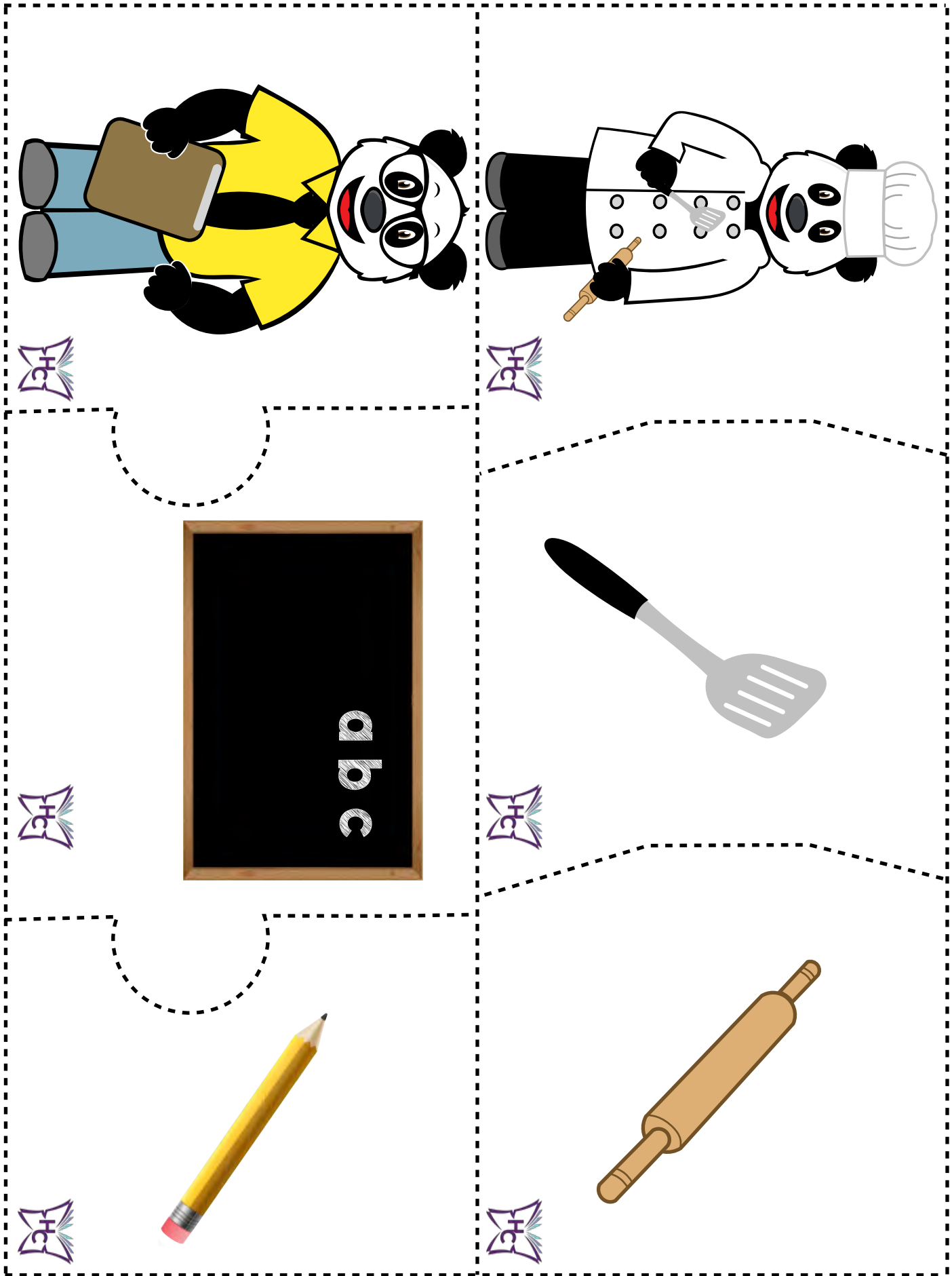
- Player one calls out a shape and then tosses the bean bag onto the corresponding picture.
 - ✦ If the bean bag lands on the correct shape, the bean bag may stay on the game board.
 - ✦ If the bean bag misses the shape, the bean bag is removed from the game board.
- Take turns tossing a bean bag onto the board, until one player has three bean bags in a row.
- ✧ Variations:
 - ✦ Have the player close his eyes and throw the bean bag.
 - ✦ Spread the sheets of paper apart on the floor.
 - ✦ Have the players step farther away to throw.



Community Helper Puzzles:

- Cut apart each puzzle on the dashed lines.
- Mix up the puzzle pieces.
- Match each community helper with his equipment.







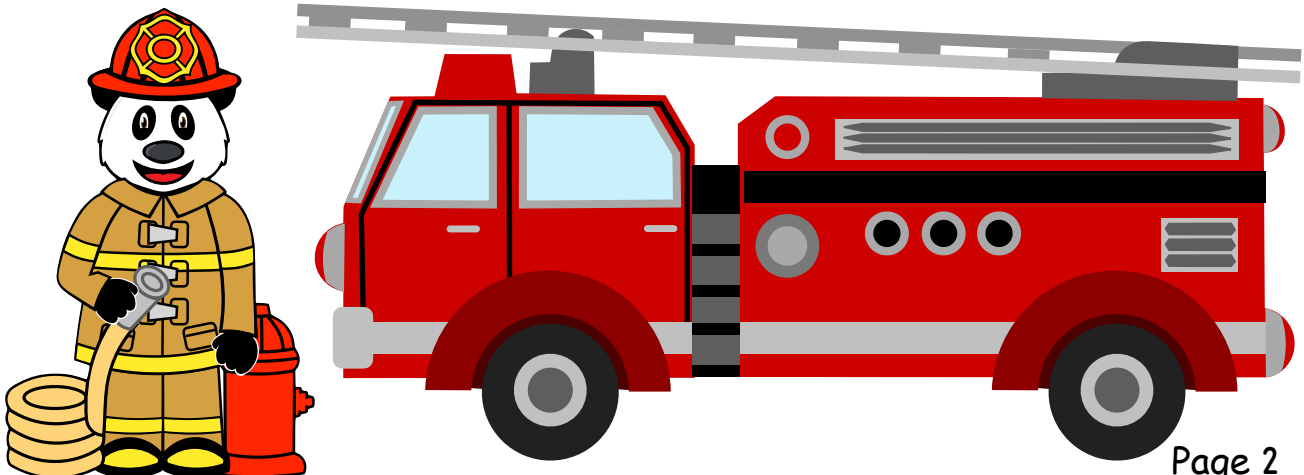
Community Helpers



Police officers protect our communities and help to keep us safe. You may see a police officer on the road, in your home, or in other buildings like stores, schools, or churches. When a police officer is working, he may be walking, riding a bicycle or motorcycle or horse, or driving a car. In case of emergency, the police car has lights and sirens to let people know it is coming quickly on the road. They enforce the laws in our cities and towns. When someone breaks the laws, the police officer may issue a ticket or take the lawbreaker to jail. When the lawbreaker is taken to jail in the police car, he is handcuffed. A police officer must be brave because the job can be dangerous.



Firefighters protect people from fires. They can put out fires, teach people to prevent fires, rescue people from fires and accidents, and help with medical emergencies. Firefighters live in the fire station during their work shifts. When they are not on a call, they clean the fire engines and the station, review and train important skills, and maintain their equipment. Firefighters ride in a fire truck to go to the scene of an emergency. A fire truck also has lights and sirens to let people know it is coming. A firefighter's uniform is made of special fabric which protects their skin from the heat of a fire. A firefighter must also be brave because entering burning buildings can be dangerous.





Paramedics care for people who have been in an accident or have a medical emergency. To treat someone's injury, a paramedic may need to use bandages, splints, or other items from the medical bag. One of their most important tools is their ambulance. It also has lights and sirens to let people know the ambulance is coming. Patients are placed on a stretcher so they can be safely transported in an ambulance to the hospital. When they arrive at the hospital, the patient is examined by a doctor. Paramedics work with police officers and firefighters to provide care for the community.



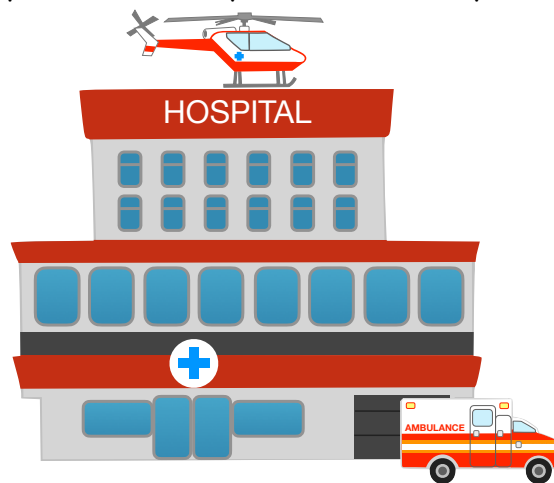
Page 3

Veterinarians are special doctors for animals. They care for sick and injured animals. They go to college for medical training, and they also have to learn about many different animals. They use many of the same tools as doctors who care for people. They use a stethoscope to listen to an animal's heart, a thermometer to measure an animal's temperature, a flashlight to look in at an animal's mouth, a needle to give a shot, and a bandage to cover the spot where the needle went in. Veterinarians can work on farms, in animal hospitals, in animal shelters, and in zoos. Being a veterinarian, or vet, can be a smelly, messy job. But it can also be a fun job.




Page 5

Doctors care for people who are sick or injured, but they also care for healthy patients. Regular check-ups and well visits help to keep people healthy and avoid illness. Children receive shots, or vaccinations, to prevent diseases. Doctors work in offices, hospitals, clinics, and sometimes at a patient's house. They use a stethoscope to listen to a patient's heart, a thermometer to measure a patient's temperature, a flashlight to look in at a patient's mouth, a needle to give a shot, and a bandage to cover the spot where the needle went in. When patients have specific injuries or illnesses, they can see a specialist who is trained to work on one part of the body. Doctors are important because they help people care for their bodies.



Page 4


Farmers help people by growing healthful food for them to eat. Farmers also raise animals for meat, dairy products, and other products. Farmers must make sure their animals have water, food, and shelter. Farmers need many acres of land for their farms, and it takes a lot of hard work to keep a farm running smoothly. Many farmers use large machines like tractors to help plant seeds in the ground. They may use large sprinkler machines to water their crops if there is not enough rain to help the crops grow. Farmers sell their crops and livestock at farm stands, farmer's markets, and grocery stores. The food produced by farmers feeds the people in our communities.



Page 6




Mail carriers are important because they deliver mail to the community members. Even though much of our mail comes electronically as emails, there are still many things that are delivered to our mail boxes. Mail carriers deliver mail six days a week and have Sunday off as a day to rest. Most mail carriers drive trucks, but some walk and deliver mail to homes or businesses. Mail carriers must work in all types of weather. The unofficial motto of the United States Postal Service is "Neither snow nor rain nor heat nor gloom of night stays these couriers from the swift completion of their appointed rounds." This means even if it is snowy, rainy, hot, or dark we can depend on the mail carriers to deliver the mail.




Page 7

Construction workers build homes, buildings, bridges, and roads. Carpenters, roofers, ironworkers, concrete workers, electricians, and plumbers are all construction workers. They use many tools to help them build. A drill is a hand tool that makes holes. A hammer and nails put things together. A screwdriver and screws can also be used to put things together. Construction workers also use large equipment to help them do their jobs. A jackhammer is strong enough to break rocks and hard cement. Bulldozers are used for pushing large amounts of dirt, rocks, and cement. An excavator digs using a special tool that looks like a shovel with huge claws. The piles of dirt are loaded into trucks that dump the dirt elsewhere. Forklifts and cranes are able to lift heavy objects. All these special tools and other tools help construction workers build the things we need in our community.



Page 9

Waste collectors help to make our community a cleaner and better place to live and work. They can work for private or government companies. Waste collectors drive large trucks and pick up trash and recyclable items from homes, businesses, and parks. Most trucks have an arm that reaches out and lifts the trash or recycle cans. Some trucks don't have an arm, so the worker lifts and dumps the waste into the back of the truck. Because they work on the streets, the waste collectors wear bright shirts that help drivers see them. The waste collectors take our waste to special locations. It's a dirty job, but their work is important to the community.



Page 8


Pilots are trained to fly airplanes, helicopters, and jets. A pilot wears a uniform that includes a hat and wings. A pilot's experience is measured by the number of flying hours. The pilot and copilot sit in the cockpit, which is the area near the front of the airplane. When they are flying, they remove their hat and wear a headset so they can communicate with each other and the air traffic controllers. Pilots closely watch the controls of the airplane and the upcoming weather so that they can keep their passengers safe. Pilots help people in the community travel to places quickly.



Page 10



Bakers make delicious foods like bread, cakes, muffins, and cookies. They mix ingredients together to make a dough or batter, and then they bake it into something yummy. A baker uses tools like a bowl, mixer, measuring cup and spoon, whisk, spatula, strainer, cookie cutter, cookie sheet, loaf pan, oven, and oven mitt. A chef also prepares delicious foods, but some of his tools are different. He uses a knife and cutting board frequently, and he cooks with large pots or pans. A chef cooks your meal, and a baker bakes your breads and dessert. These community helpers are helpful when we are not able to make the food we need at home.



Page 11

The End

Teachers help others learn new things. They make plans and lessons for their students, the people they teach. Many teachers work in classrooms and teach subjects like reading and math. But a sports coach is a teacher, a play director is a teacher, a music instructor is a teacher, and your parents or grandparents can be your teacher. Teachers can educate students of all ages. Teachers who work in a college or university are called professors, and they help prepare their students for a career. Teachers attend college to learn to be a teacher, so they understand the importance of encouraging and motivating others to learn.


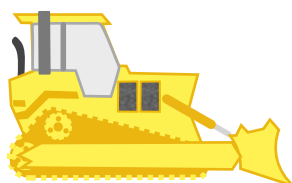


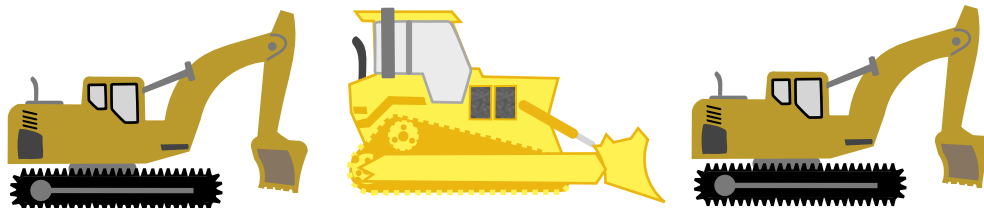


Page 12

name _____



Part A: Continue the pattern. Cut out a picture and glue it at the end of the correct row.



Part B: Name each shape. Read the color word. Color the shape.

