

Lesson 71

Skills:

- ☐ Learn new sight words: learned, honest, doubled.
- ☐ Use word recognition skills and strategies to read and learn new information.
- ☐ Demonstrate evidence of literal and inferential comprehension.
- ☐ Use a cipher to write a coded message.
- ☐ Identify nouns within context.
- ☐ Write an adjective to describe a noun.
- ☐ Understand and recognize parallel lines.
- ☐ Identify regular and irregular polygons.
- ☐ Identify right, acute, and obtuse angles.
- ☐ Identify congruent sides.
- ☐ Draw a vertical line of symmetry.
- ☐ Develop large motor coordination and reflexes.

Materials:

- ❖ Geoboard
- ❖ Rubber bands
- ❖ Shape Memory game
- ❖ Sight Word Bingo game
- ❖ Sight word flashcards: learned, honest, doubled
- ❖ *Galactic Geometry*, by Lisa Arias
- ❖ *Who Cloned the President?* by Ron Roy
- ❖ Worksheets 71, 71a

Daily Opening Routine:

- ❖ Continue routine activities.
- ❖ Read *Who Cloned the President?* chapters 6-7.
- ❖ Have your child write about any topic he chooses in his journal.

Language Arts/Social Studies/Bible:

- ❖ Thomas Jefferson enjoyed playing word games with his family. One of the games was called, “I Love My Love with an A.” This game progresses through the alphabet. The first person says the phrase, “I love my love with an A. I took him (or her) to the sign of the **antelope**, and I treated him to **almonds**.” (The “sign of the” referred to the sign on a restaurant.) The next person continues with the letter B. Continue moving quickly through the alphabet. If a player makes a mistake or takes too long to think, he is out. The game continues until one person is left.
- ❖ Use flashcards to introduce the new sight words *learned*, *honest*, *doubled*.
 - Have the child use each word in a sentence.
 - Have the child say the number of syllables in each word. (*learned*: 1, *honest*: 2, *doubled*: 2)
 - Have the child put the words in alphabetical order. (*doubled*, *honest*, *learned*)
- ❖ Worksheet 71, part A: Have the child read the words. Help him divide the words into syllables as needed. Randomly point to the words in part A, and have the child read each one. Continue until the child is comfortable reading all of them. These words are included in part B of the worksheet.

- ❖ Worksheet 71, part B: Have the child read the story about Thomas Jefferson and then answer the questions on a sheet of paper.

Answers:

1. *Jefferson was Secretary of State when George Washington was President.*
2. *He ran for President and came in second place. That meant he was Vice President.*
3. *Jefferson served two terms as President of the United States.*
4. *He expanded our nation westward when he bought land from France. It was called the Louisiana Purchase, and it doubled the size of the United States. He sent Lewis and Clark on an expedition. They learned about the Pacific Northwest, and the United States claimed more land. Later it became Washington, Idaho, and Oregon.*
5. *Answers will vary.*

- ❖ Discuss the unit verse as it applies to slavery: *Peter began to speak: "I really understand now that God does not consider some people to be better than others"* (Acts 10:34 ERV). Ask the child:

- Does this verse apply to people today?
- Do some think they are better than others?
- Do you think you are better than others?
- How does God feel about us?

- ❖ Worksheet 71, part C: Have the child use the cipher to write a coded message.

a	b	c	d	e	f	g	h	i	j	k	l	m	n	o	p	q	r	s	t	u	v	w	x	y	z
m	n	o	p	q	r	s	t	u	v	w	x	y	z	a	b	c	d	e	f	g	h	i	j	k	l

- Have him write a message: I like school.
- Underneath the alphabet is the code letter in the cipher.
- He writes the code letters: U xuwq eotaax.
- Have a friend read his coded message.
- Have his friend write a coded message to your child.
- You write a coded message to your child.
- Have the child show the coded message to someone, but do not share the cipher. Can they read the coded message?

- ❖ Worksheet 71, part D: Have the child read the sentences and circle the nouns.

Answers: president, cat, squirrel, tree, student, school, player, ball, field, puppy, weight

- ❖ Play Sight Word Bingo.

- Each player uses a game board.
- Have the child choose one flashcard and read the sight word.
- Each player covers the word with a bingo marker if it is on his game board.
- The first player to cover five words in a row (may be horizontal, vertical, or diagonal), is the winner.

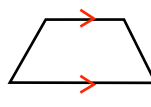
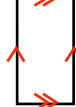
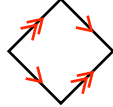
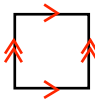
Math:

- ❖ Read *Galactic Geometry*, pages 4-13, with your child. As you read through the book, have the child identify the shapes.
- ❖ Polygons are flat shapes with straight sides. If all the side lengths are equal, it is a regular polygon. If the side lengths are not equal, it is an irregular polygon.
 - Have the child use the geoboard to show the polygons on pages six and eight of the book.
 - Have the child identify the regular and irregular polygons on page nine of the book. (*Answers are included on the bottom of the page.*)
- ❖ Parallel lines run side by side but never touch. They look like the letters “ll” in the word parallel or like railroad tracks. They are marked on shapes using arrows. If two sets of sides are parallel, each set is marked with a different number of arrows. For example:



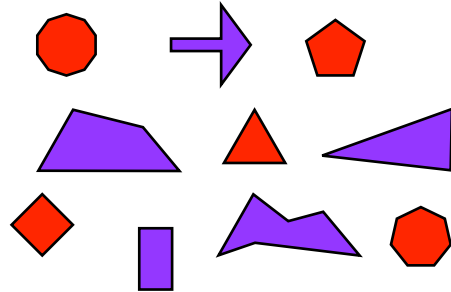
- ❖ Worksheet 71a, part A: Have the child look at the shapes and mark the sets of parallel lines.

Answers:



- ❖ Worksheet 71a, part B: Have the child color the interior of each regular polygon red and color the interior of each irregular polygon purple.

Answers:



- ❖ Worksheet 71a, part C: Have the child label the angles as acute, right, or obtuse.

Answers:



right angle



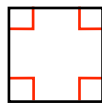
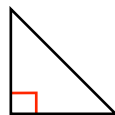

obtuse angle



acute angle

- ❖ Worksheet 71a, part D: Have the child mark the right angles in each shape.

Answers:

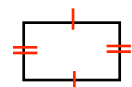


- ❖ Worksheet 71a, part E: Have the child fill in the missing word in the sentence.

Figures that are the same size and shape are called congruent.

- Have the child mark the congruent sides in each shape.

Answers:



- Have the child draw a trapezoid that is congruent to the trapezoid, mark the set of parallel sides, and draw a vertical line of symmetry.

Answer:



- ❖ Play Shape Memory.
 - Lay the cards face down in even rows.
 - Player one turns over two cards.
 - If one card is a shape word and the other is the matching shape card, set them aside.
 - If the cards do not match, put them back face down.
 - Player two does the same.
 - Players continue to alternate turns.
 - When all of the cards have been matched, count to see which player has more matches.
- ❖ Have the child identify each shape.
 - Which shapes are polygons? (*rhombus, cross, square, star, rectangle, triangle*)
 - Which shapes are regular polygons? (*rhombus, square, star, triangle*)
 - Which shapes are irregular polygons? (*cross, rectangle*)

Music:

- ❖ Play musical chairs.
 - This game is played with at least four players.
 - Arrange a circle of chairs with the seats facing out. There must be one less chair than the number of players participating in the game.
 - Players line up outside the ring of chairs.
 - A non-player starts the music, and the players move around the circle of chairs.
 - When the music stops, each player must find a chair to sit on. The player without a chair is eliminated from the game.
 - The game continues until one player remains. This player is the winner.
 - Additional options:
 - ✦ Face the seats of the chairs toward the inside of the circle.
 - ✦ Have the players move in specific locomotor movements: hop, walk backward, etc.

name _____



Part A: Read the words.

president	Thomas	oversee	purchase	election	slavery
Jefferson	nominated	eventually	candidate	relations	expedition
curious	expanded	cipher	smuggled	university	anniversary

Part B: Read the story. Then answer the questions on a sheet of paper.

George Washington was chosen as the first president of the United States. He wanted Thomas Jefferson to be his Secretary of State. Thomas would oversee the United States' relations with other countries. At first Jefferson didn't want the job, but eventually he agreed. He was Secretary of State for almost four years. Jefferson was afraid that spies would open his letters, so he invented a "cipher wheel" to write in secret code. In 1796, Jefferson was nominated for President. John Adams won the election, and Jefferson had the second-most number of votes. The law at the time said that the second place candidate became the Vice President. In 1797, Jefferson began serving as the Vice President of the United States. In 1800, Jefferson ran for President again. This time he won. He wanted peace and an honest friendship with all nations.

Thomas Jefferson was a great President. He expanded our nation westward when he bought land from France. It was called the Louisiana Purchase, and it doubled the size of the United States. Jefferson was curious about the land farther west than the Louisiana Purchase, so he sent Lewis and Clark on an expedition. They learned about the Pacific Northwest, and the United States claimed more land. Later it became Washington, Idaho, and Oregon. Thomas Jefferson was re-elected as president and served a second term in office. He wanted to end slavery and believed all men are created equal. He knew slavery was wrong, yet he owned slaves. He tried to make it illegal to own slaves, but new slaves were smuggled in. Slavery didn't end until many years later after the Civil War.

Thomas Jefferson didn't run for another term. He retired and went home to Monticello to spend time with his family. He and his granddaughter designed the buildings for the University of Virginia. He was almost eighty-two years old when he started the new university. Thomas Jefferson and John Adams died on the same day: July 4, 1826. This was the fiftieth anniversary of the Declaration of Independence.

1. What job did Jefferson have when George Washington was President?
2. How was Jefferson elected as Vice President?
3. How many terms did Jefferson serve as President of the United States?
4. How did Jefferson expand the United States?
5. Jefferson wanted to end slavery, yet he owned slaves. Tell why you think this is wrong.

Part C: Use the cipher to write a coded message.

a	b	c	d	e	f	g	h	i	j	k	l	m	n	o	p	q	r	s	t	u	v	w	x	y	z
m	n	o	p	q	r	s	t	u	v	w	x	y	z	a	b	c	d	e	f	g	h	i	j	k	l

- Write your message: I like school.
- Underneath the alphabet is the code letter in the cipher.
- Write the code letters: U xuwq eotaax.
- Have a friend read your coded message.
- Have him write a coded message to you.

Part D: Read the sentences. Circle the nouns.

He was our third president.

The cat chased the squirrel up the tree.

The student learned a lot in school.

The player chased the ball into the field.

The puppy doubled his weight.




Part E: Write an adjective to describe each noun.

<u>American</u>	<u>president</u>
_____	_____
_____	_____
_____	_____
_____	_____
_____	_____
_____	_____
_____	_____
_____	_____
_____	_____

name _____

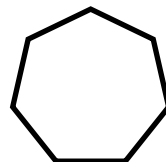
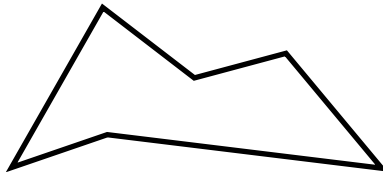


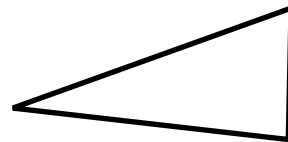

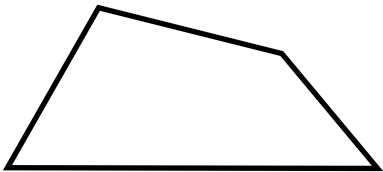
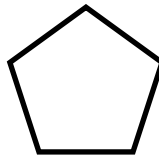
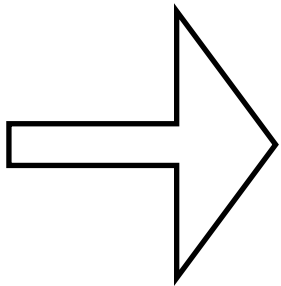
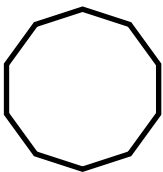


Part A: Use arrows to mark the sets of parallel lines.



Part B: Color the interior of each regular polygon red.

Color the interior of each irregular polygon purple.



Part C: Label the angles as acute, right, or obtuse.



_____ angle



_____ angle


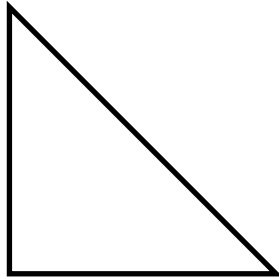



_____ angle

Part D: The right angles in a shape are marked with a right angle that makes a box.



Mark the right angles in each shape.



Part E: Fill in the missing word.

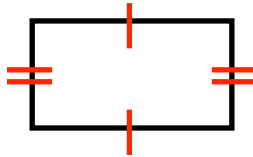
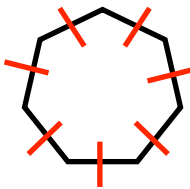
Figures that are the same size and same shape are called _____.

exterior

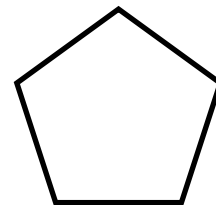

congruent

geometry

If two or more sides are congruent, they are marked with a small line.
If two sets of sides are congruent, each set is marked with different number of lines.



Mark the congruent sides in each shape.



Draw a trapezoid that is congruent to this trapezoid. Mark the set of parallel sides. Draw a vertical line of symmetry.

